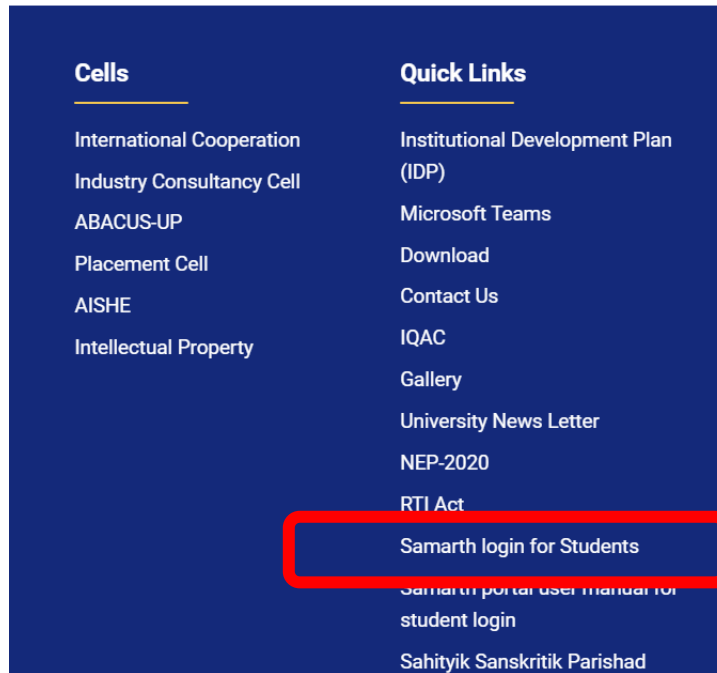


USER MANUAL FOR REGISTRATION PROCESS AT CCSU SAMARTH STUDENT PORTAL

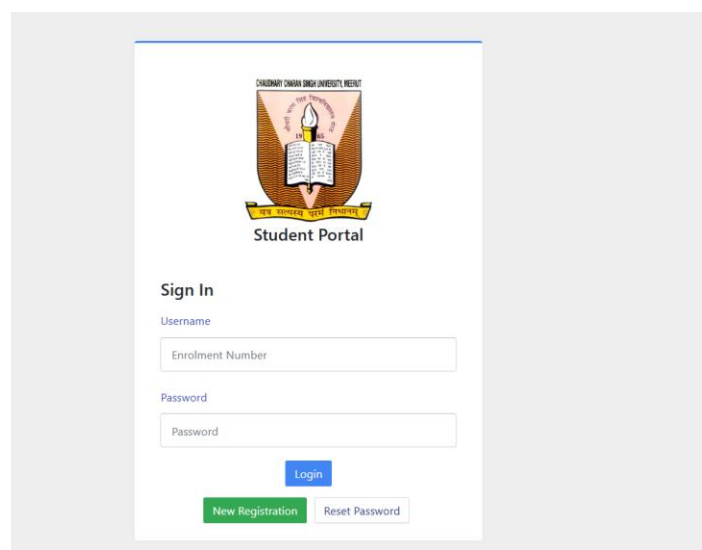
1. Visit the Chaudhary Charan Singh University website: <https://www.ccsuniversity.ac.in>



2. In the **Quick Links** down below on the CCS university website, Click on the “**Samarth login for Students**” or visit the student portal directly using the URL: <https://ccsuniversity.samarth.edu.in>



3. Click on the **New Registration** button on the Student Portal



4. Select the Programme form the drop-down list and fill out rest details: Ex-Name, Enrolment Number.

Student Registration Form

Select Programme

Name (as on ID card)

Mode of Registration

Enrolment Number

bidwug

Click on the text to change

5. Click on the Submit Button.
6. Provide the valid Mobile number and Email ID and click on submit Button.

Chaudhary Charan Singh University Meerut

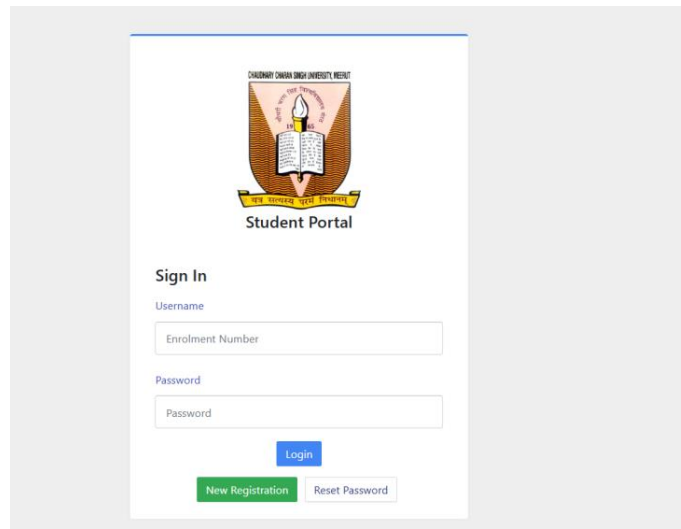
Enter the following details to continue your registration.

Enter your mobile number

Enter your email address

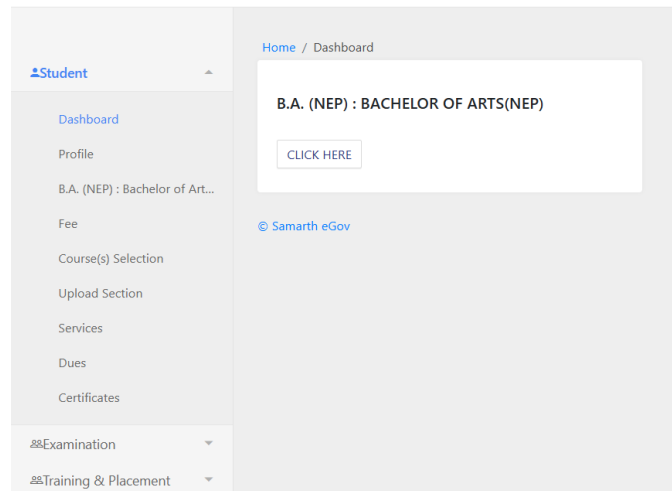
© Samarth eGov

7. Fill the OTP that received to registered Email ID and then create new password.
8. Now login directly to the student portal using Enrolment number and password.



9. Verify all the details after login.

CCSU



-----End of document-----